

VOLUME (l)
VOLUMEN (l)

MAX. LOAD (kg)
MAX. BELASTUNG (kg)

FLOOR LOAD (kg/m²)
BODENBELASTUNG (kg/m²)

235

415

340



- Spot for el. cable 3×2.5mm², length approx. 1m
- Spot for el. cable 1×6mm² for earthing, length approx. 1.5m
- Connection of hot and cold water 1/2" min 0.2Mpa, max 0.4Mpa
- Drain spot Ø 50mm

- Platz Stromkabel 3 × 2,5 mm², Länge cca. 1 m
- Platz Stromkabel 1 × 6 mm² für Erdung, Länge cca. 1,5 m
- Anschluss Warm- und Kaltwasser 1/2" min 0,2 Mpa, max 0,4 Mpa
- Abflussplatz Ø 50 mm

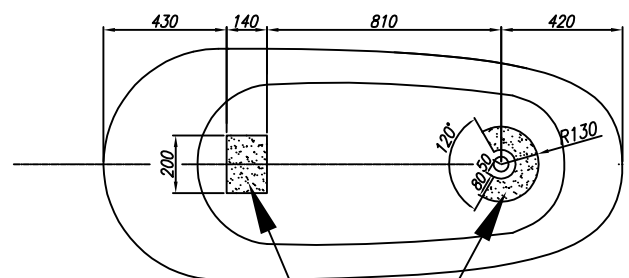
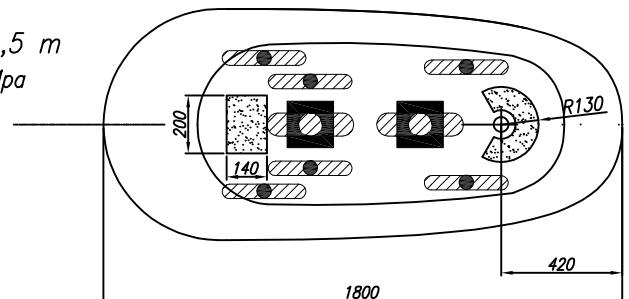


- Space needed to move the base of the tub



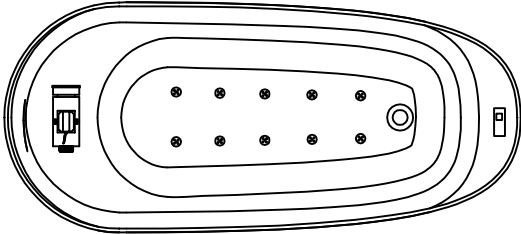
- Platz benötigt, um den Boden der Wanne zu bewegen

**INSTALLATION RECOMMENDATION
MONTAGEEMPFEHLUNG**



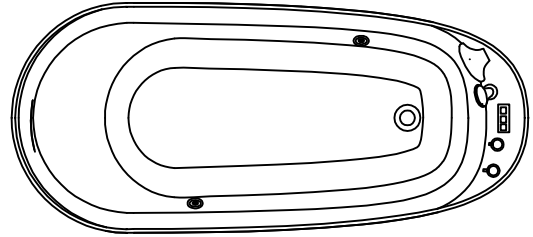
**ZONE FOR PRE-INSTALLATION
ZONE FÜR VORINSTALLATION**

- | | | | | |
|-----------------------------------------------------------------------------------------------------------|-----------------------------------------------------------------------------------------------------------------|-----------------------------------------------------------------------------------------------------------------------------|--------------------------------------------------------------------------------------------------------------------------------------------|--------------------------------------------------------------------------------------------------------------------------------------------|
|  - PUMP
- WASSERPUMPE |  - WATER JETS
- WASSERDÜSEN |  - AIR CONTROLLER
- LUFTRGLER |  - ELECTRONIC SWITCHES
- ELEKTROSCHALTER |  - FIXTURE AND SHOWER HANDLE
- WASSERHAHN UND DUSCHE |
|  - BLOWER
- LUFTPUMPE |  - AIR JET
- LUFTDÜSE |  - PNEUMATIC SWITCH
- PNEUMATIKSCHALTER |  - LIGHT OR CHROMOTHERAPY
- LICHT- ODER CHROMOTHERAPIE |  - MICROJET SWITCH
- SCHALTER FÜR MIKRODÜSEN |

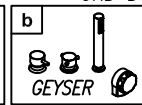
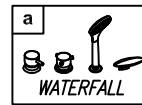



AIR MASSAGE SYSTEM
- BLOWER P=800W
- ELECTRONIC SWITCH
- 10 AIR JETS

LUFTMASSAGESYSTEM
- LUFTPUMPE P = 800 W
- ELEKTROSCHALTER
- 10 LUFTDÜSEN



- OPTION FIXTURE AND SHOWER HANDLE - MÖGLICHKEIT WASSERHAHN UND DUSCHE



- OPTION CHROMOTHERAPY



- MÖGLICHKEIT CHROMOTHERAPIE